

Supplementary Material

Fig. S1 - Variance inflation factors among variables used in the full model.

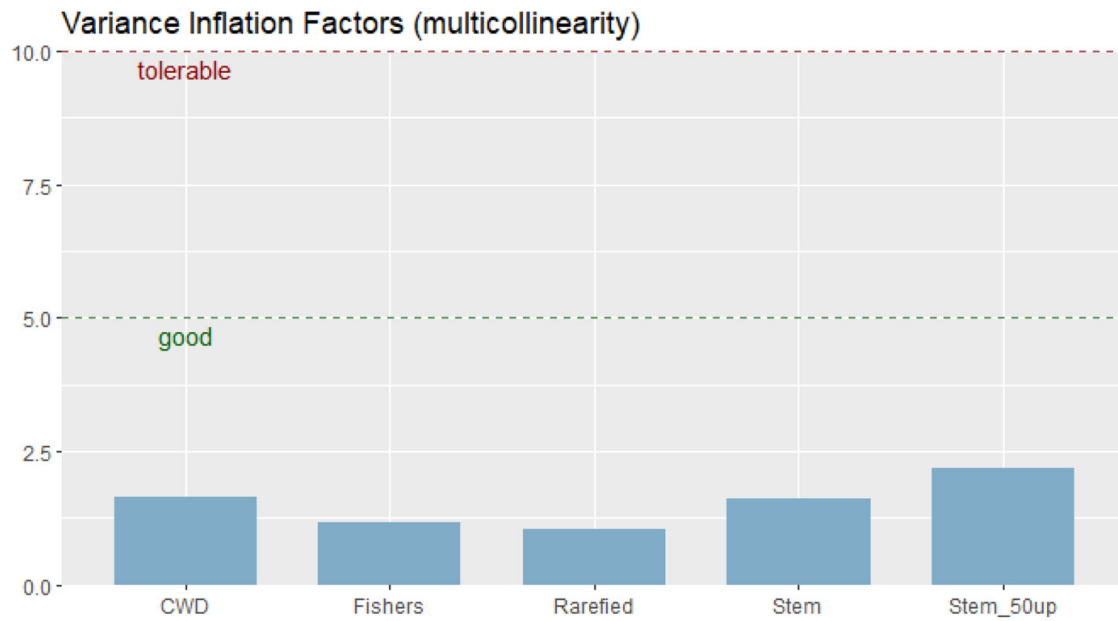


Fig. S2 - Nonnormality of residuals between theoretical quantiles and studentized residuals of the full model.

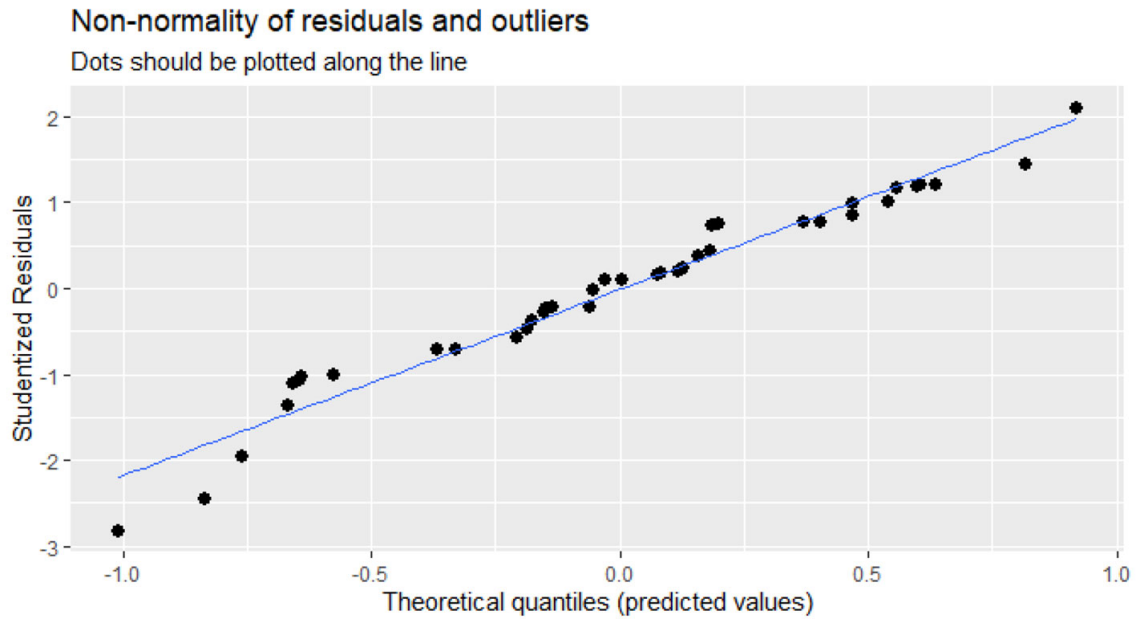
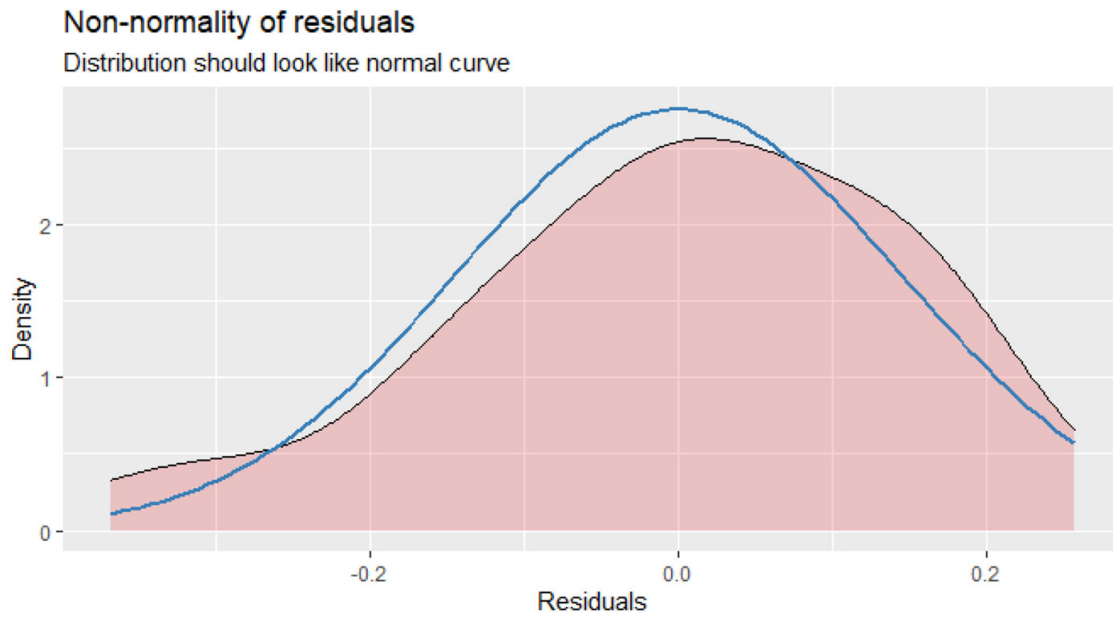


Fig. S3 - Distribution of residuals of the full model.



Tab. S1 - Species, family, basal area (m²), cumulative basal area (m²), above-ground biomass (Mg), cumulative above-ground biomass (Mg) for each species found in Takokak NR, West Java, Indonesia.

No	Species	Family	Basal area (m ²)	Cumulative basal area (m ²)	AGB (Mg)	Cumulative AGB (Mg)
1	<i>Liquidambar excelsa</i>	Altingiaceae	25.930	25.930	370.672	370.672
2	<i>Schima wallichii</i>	Theaceae	20.334	46.264	285.060	655.732
3	<i>Lithocarpus</i> sp.	Fagaceae	6.994	53.258	91.506	747.237
4	<i>Castanopsis javanica</i>	Fagaceae	2.693	55.951	38.051	785.288
5	<i>Rhodamnia cinerea</i>	Myrtaceae	2.163	58.115	36.177	821.465
6	<i>Dipterocarpus retusus</i>	Dipterocarpaceae	2.060	60.174	29.340	850.805
7	<i>Sterculia</i> sp.	Malvaceae	1.650	61.824	13.090	863.895
8	<i>Syzygium lineatum</i>	Myrtaceae	1.513	63.337	16.657	880.553
9	<i>Ardisia puliginosa</i>	Primulaceae	1.162	64.499	12.707	893.260
10	<i>Litsea noronhae</i>	Lauraceae	1.126	65.625	12.434	905.694
11	<i>Sterculia rubiginosa</i>	Malvaceae	0.894	66.519	8.473	914.167
12	<i>Lithocarpus</i> cf. <i>rigidus</i>	Fagaceae	0.866	67.385	17.305	931.472
13	<i>Polyosma ilicifolia</i>	Escalloniaceae	0.838	68.222	12.814	944.286
14	<i>Actinodaphne procera</i>	Lauraceae	0.791	69.014	6.259	950.544
15	<i>Mastixia trichotoma</i>	Cornaceae	0.694	69.708	5.764	956.308
16	<i>Dysoxylum alliaceum</i>	Meliaceae	0.651	70.359	7.744	964.052
17	<i>Horsfieldia glabra</i>	Myristicaceae	0.611	70.971	5.157	969.210
18	<i>Neonauclea lanceolata</i>	Rubiaceae	0.541	71.512	6.435	975.644
19	<i>Caryota no</i>	Arecaceae	0.507	72.019	4.123	979.767
20	<i>Garcinia</i> cf. <i>merguensis</i>	Clusiaceae	0.504	72.523	5.536	985.303
21	<i>Syzygium acuminatissimum</i>	Myrtaceae	0.483	73.006	5.221	990.524
22	<i>Sterculia</i> cf. <i>lanceolata</i>	Malvaceae	0.480	73.487	4.635	995.159
23	<i>Litsea</i> sp.	Lauraceae	0.419	73.905	3.957	999.116
24	<i>Terminalia citrina</i>	Combretaceae	0.388	74.294	5.039	1004.155
25	<i>Litsea diversifolia</i>	Lauraceae	0.387	74.681	3.090	1007.245
26	<i>Castanopsis tungurrut</i>	Fagaceae	0.383	75.063	6.055	1013.300
27	<i>Toona sureni</i>	Meliaceae	0.342	75.405	3.298	1016.599
28	<i>Litsea tomentosa</i>	Lauraceae	0.336	75.742	4.271	1020.870
29	<i>Sloanea sigun</i>	Elaeocarpaceae	0.336	76.078	3.656	1024.525
30	<i>Ostodes paniculata</i>	Euphorbiaceae	0.265	76.342	1.501	1026.027
31	<i>Litsea resinosa</i>	Lauraceae	0.230	76.573	1.457	1027.484
32	<i>Syzygium polycephalum</i>	Myrtaceae	0.210	76.783	3.188	1030.672
33	<i>Melicope</i> cf. <i>triphylla</i>	Rutaceae	0.206	76.989	1.332	1032.003
34	<i>Prunus arborea</i>	Rosaceae	0.199	77.188	1.345	1033.348
35	<i>Cinnamomum partnoxylon</i>	Lauraceae	0.173	77.361	1.788	1035.136
36	<i>Engelhardtia serrata</i>	Juglandaceae	0.167	77.529	1.158	1036.294
37	<i>Lithocarpus pseudomoluccus</i>	Fagaceae	0.163	77.691	2.371	1038.665

No	Species	Family	Basal area (m ²)	Cumulative basal area (m ²)	AGB (Mg)	Cumulative AGB (Mg)
38	<i>Magnolia blumei</i>	Magnoliaceae	0.162	77.853	1.693	1040.358
39	<i>Rinorea</i> sp.	Violaceae	0.160	78.013	1.742	1042.099
40	<i>Acronychia pedunculata</i>	Rutaceae	0.154	78.167	1.056	1043.155
41	<i>Dehaasia cuneata</i>	Lauraceae	0.142	78.309	1.029	1044.184
42	<i>Knema laurina</i>	Myristicaceae	0.139	78.447	1.032	1045.216
43	<i>Garcinia</i> cf. <i>ovalifolia</i>	Clusiaceae	0.127	78.574	1.903	1047.119
44	<i>Phoebe grandis</i>	Lauraceae	0.108	78.682	0.926	1048.045
45	<i>Artocarpus elasticus</i>	Moraceae	0.076	78.759	0.434	1048.479
46	<i>Maesa latifolia</i>	Primulaceae	0.074	78.833	0.770	1049.249
47	<i>Distylium stellare</i>	Hamamelidaceae	0.074	78.907	0.553	1049.802
48	<i>Blumeodendron tokbrai</i>	Euphorbiaceae	0.074	78.981	0.525	1050.327
49	<i>Glochidion cyrtostylum</i>	Phyllanthaceae	0.068	79.049	0.569	1050.896
50	<i>Cryptocarya</i> sp.	Lauraceae	0.064	79.113	0.699	1051.595
51	<i>Gordonia excelsa</i>	Theaceae	0.060	79.173	0.421	1052.016
52	<i>Claoxylon longifolium</i>	Euphorbiaceae	0.053	79.226	0.302	1052.317
53	<i>Urophyllum arboreum</i>	Rubiaceae	0.052	79.278	0.339	1052.657
54	<i>Fagraea litoralis</i>	Gentianaceae	0.050	79.327	0.480	1053.136
55	<i>Neesia altissima</i>	Malvaceae	0.047	79.374	0.307	1053.443
56	<i>Ficus fistulosa</i>	Moraceae	0.045	79.420	0.266	1053.709
57	<i>Symplocos fasciculata</i>	Symplocaceae	0.042	79.461	0.189	1053.898
58	<i>Polyscias diversifolia</i>	Araliaceae	0.038	79.499	0.174	1054.072
59	<i>Astronia spectabilis</i>	Melastomataceae	0.038	79.537	0.250	1054.322
60	<i>Helicia serrata</i>	Proteaceae	0.036	79.574	0.254	1054.576
61	<i>Pternandra azurea</i>	Melastomataceae	0.033	79.607	0.271	1054.847
62	<i>Canthium confertum</i>	Rubiaceae	0.032	79.639	0.202	1055.049
63	<i>Macaranga denticulata</i>	Euphorbiaceae	0.031	79.671	0.133	1055.181
64	<i>Gluta renghas</i>	Anacardiaceae	0.029	79.700	0.216	1055.397
65	<i>Syzygium fastigiatum</i>	Myrtaceae	0.029	79.729	0.256	1055.653
66	<i>Magnolia montana</i>	Magnoliaceae	0.029	79.757	0.156	1055.809
67	<i>Syzygium microcymum</i>	Myrtaceae	0.028	79.786	0.249	1056.058
68	<i>Syzygium glomeruliferum</i>	Myrtaceae	0.026	79.812	0.223	1056.281
69	<i>Pinanga javana</i>	Arecaceae	0.017	79.829	0.091	1056.372
70	<i>Schefflera aromatica</i>	Araliaceae	0.008	79.837	0.026	1056.398